


Cera Pasta


CONCENTRATED PASTE WAX

Concentrated paste wax formulated with special white and extra-pure waxes, gives maximum shine to polished surfaces without creating surface films and guaranteeing a long-lasting effect.

Untreated



Treated



MAXIMUM GLOSS



NATURAL EFFECT



DOES NOT CREATE FILMS

Technical data:

- ◆ **Density at 25°C gr/cm3:** 0,780
- ◆ **Standard colour:** paste
- ◆ **Appearance:** opalescent paste

Indicative duration:

- ◆ **Indoor:** 9-18 months
- ◆ **Outdoor:** 3-6 months

The stated duration is approximate



Solvent based



Indoor
Outdoor

Tools:

- ◆ Brush
- ◆ Cloth
- ◆ Sponge
- ◆ Fleece



Natural stone



Quartz

How to apply it:

- ◆ Apply the product to a dry, clean surface.
- ◆ Apply the product evenly.
- ◆ Do not expose to sunlight during application.
- ◆ If applied improperly, a sticky film will form.
- ◆ The shine will be immediate.
- ◆ Do not step on the treated surface for 4-6 hours.

Indicative consumption 1 l:

Consumption depends on the porosity of the material - yield per coat

Lava stone and marble	30-40m2
-----------------------	---------

Quartz	20-30m2
--------	---------

Safety measures:

Read the instructions in the technical and safety data sheet and the notes on the packaging before use. Close the container after use. For professional use only.

Warnings:

When a surface is treated for the first time, it is advisable to evaluate the effect or adhesion on a sample or hidden corner.



Opening the can



Prepare the product on the surface




Apply the product to the surface



Ensure that the product is applied evenly



For a higher gloss, use the flex with a wool cloth



Final result